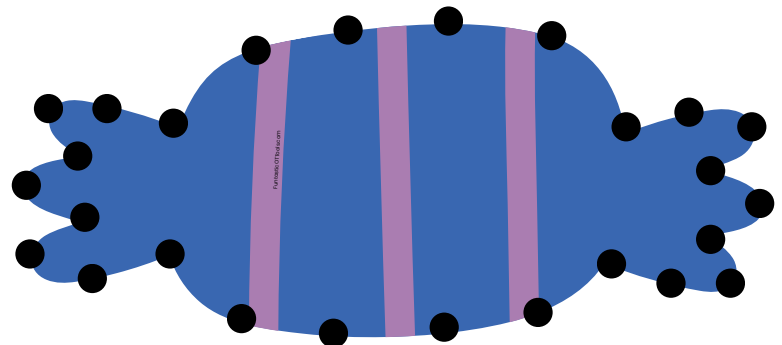




# Push Pin & Poke


FuntasticOTTools.com

## Instructions:

1. Print on paper.
2. Place paper over corkboard, cardboard, or foam board. You may tape the paper at the top and bottom over the board for more stability.
3. Use a push pin or dotting nail tools to poke through the dots.







FuntasticOTTools.com

